
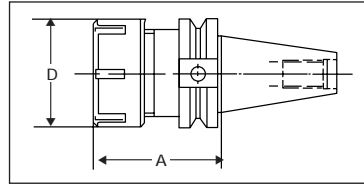


## CAT (V-Flange) RD/ER COLLET CHUCKS



**STANDARD LENGTH**



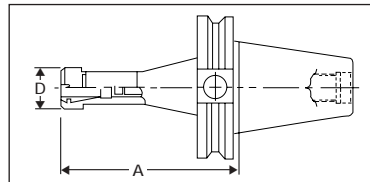
Retention knobs sold separately.

Wrenches are sold separately. See page 26.

	Part No.	Taper	A		D		Ret. Knob Threading	Nut Style/Part No.	Wrench
			(mm.)	(in.)	(mm.)	(in.)			
RD 11	C40RD11	CAT 40	76	3.00	16	0.63	5/8-11	M-30011	22011
RD 16	654016	CAT 40	70	2.76	28	1.10	5/8-11	H-30116	22325
	654016M	CAT 40	70	2.76	22	0.87	5/8-11	M-30016	22325
	C40RD16	CAT 40	64	2.50	32	1.36	5/8-11	E-30126	22116
	C50RD16	CAT 50	102	4.00	32	1.36	1-8	E-30126	22116
RD 20	654020	CAT 40	70	2.76	34	1.34	5/8-11	H-30120	22330
	C40RD20	CAT 40	76	3.00	35	1.38	5/8-11	E-30127	22120
RD 25	654025	CAT 40	70	2.76	42	1.65	5/8-11	E-30125	22125
	C40RD25	CAT 40	64	2.50	42	1.65	5/8-11	E-30125	22125
	664625	CAT 45	70	2.76	42	1.65	3/4-10	E-30125	22125
	674025	CAT 50	90	3.54	42	1.65	1-8	E-30125	22125
RD 32	C50RD25	CAT 50	102	4.00	42	1.65	1-8	E-30125	22125
	654802	CAT 40	70	2.76	50	1.97	5/8-11	E-30132	22132
	C40RD32	CAT 40	76	3.00	50	1.97	5/8-11	E-30132	22132
	674801	CAT 50	100	3.94	50	1.97	1-8	E-30132	22132
RD 40	654803	CAT 40	80	3.15	63	2.48	5/8-11	E-30140	22140
	674803	CAT 50	100	3.94	63	2.48	1-8	E-30140	22140
RD 50	664852	CAT 45	80	3.15	78	3.07	3/4-10	E-30150	22150



**EXTENDED LENGTH**



Retention knobs sold separately.

Wrenches are sold separately. See page 26.

	Part No.	Taper	A		D		Ret. Knob Threading	Nut Style/Part No.	Wrench
			(mm.)	(in.)	(mm.)	(in.)			
RD 16	624516	CAT 30	120	4.73	22	0.87	1/2-13	M-30016	22016
	654516	CAT 40	125	4.93	22	0.87	5/8-11	M-30016	22016
	C40RDE16	CAT 40	127	5.00	32	1.36	5/8-11	E-30126	22116
	664516	CAT 45	125	4.93	22	0.87	3/4-10	M-30016	22016
	674516	CAT 50	125	4.93	22	0.87	1-8	M-30016	22016
	C50RDEX16	CAT 50	178	7.00	32	1.36	1-8	E-30126	22016
RD 20	654520	CAT 40	135	5.32	28	1.10	5/8-11	M-30020	22020
	C40RDE20	CAT 40	102	4.00	35	1.38	5/8-11	E-30127	22120
	C40RDEX20	CAT 40	134	5.25	35	1.38	5/8-11	E-30127	22120
	664520	CAT 45	135	5.32	28	1.10	3/4-10	M-30020	22020
	674520	CAT 50	135	5.32	28	1.10	1-8	M-30020	22020
RD 25	650025	CAT 40	100	3.94	35	1.38	5/8-11	M-30025	22025
	654525	CAT 40	150	5.91	35	1.38	5/8-11	M-30025	22025
	C40RDE25	CAT 40	102	4.00	42	1.65	5/8-11	E-30125	22125
	C40RDEX25	CAT 40	153	6.00	42	1.65	5/8-11	E-30125	22125
	664525	CAT 45	150	5.91	35	1.38	3/4-10	M-30025	22025
	C50RDE25	CAT 50	153	6.00	42	1.65	1-8	E-30125	22125
RD 32	C40RDE32	CAT 40	102	4.00	50	1.97	5/8-11	E-30132	22132
	C40RDEX32	CAT 40	153	6.00	50	1.97	5/8-11	E-30132	22132
	674802	CAT 50	160	6.30	50	1.97	1-8	E-30132	22132
RD 40	654804	CAT 40	153	6.00	63	2.48	5/8-11	E-30140	22140
	674804	CAT 50	160	6.30	63	2.48	1-8	E-30140	22140
RD 50	674805	CAT 50	100	3.94	78	3.07	1-8	E-30150	22150

Balanced to 22,000 RPM upon request. Wrenches are sold separately. See page 26.